ACE MF- WEB

PRODUCT MANUAL

BY

Registered Office: Customer Support

Accord Fintech Pvt. Ltd

1201 B, A Wing, Rupa Rennaisance

Juinagar, MIDC Road, Navi Mumbai - 400705.

[T] 91-22-67834012 | [D] 91-22-67834083

www.accordfintech.com

ACE MF Nxt is a browser-based mutual fund research platform designed to streamline fund discovery, analysis, comparison, and monitoring across a vast universe of Indian mutual fund schemes.

KEY FEATURES:

- **Wide Coverage:** Access data on over 42 asset management companies and 12,000+ mutual fund schemes, spanning equity, debt, and other asset classes.
- **Portfolio Insights**: Offers detailed portfolio data, performance metrics, and ratio analysis
- **Fund Factsheets**: Generate sleek fund factsheets ("fund cards") quickly for multiple schemes at one go.
- **Regulatory Compliance**: Categorization, ratios, and market cap classification are aligned with regulatory guidelines
- **Category Module**: Analyze scheme versus category performance for deeper comparative insights.
- **Excel Export**: Seamlessly export data into Excel.
- **User Convenience**: Web-based access ensures availability from anywhere with internet connectivity.
- **Query & Screening Tools**: Advanced filtering capabilities using AND/OR logic, customizable formulae—outputs can be saved, reused, or exported.

INDEX

Sr.No.	Contents	Page No.
1	Main Screen-ACE MF Nxt	1
2	Scheme Module	2
3	Scheme Selection Page	3
4	Scheme Module (Portfolio)	4
5	Scheme Module (Asset Allocation)	5
6	Scheme Module (MCAP Allocation)	6
7	Scheme Module (NAV)	7
8	Scheme Module (Scheme Return)	8
9	Scheme Module (Rolling Return)	9
10	Scheme Module (Rolling Return Summary)	10
11	Scheme Module (Risk Ratios)	11
12	AMC Module	12
13	Category Module	13
14	Screener Module	14
15	Query Screener (Home Page)	15
16	Query Screener (Scheme Selection)	16
17	Query Screener (Expression Builder)	17
18	Query Screener (Expression Builder-2)	18
19	Query Screener (Period Selection, Criteria)	19
20	Query Screener (Compiling)	20
21	Query Screener Output	21
22	Query Screener (Saving Template)	22
23	Screener (Client Template Builder)	23
24	Client Template Builder (Scheme Selection)	24
25	Client Template Builder (Expression Builder)	25
26	Client Template Builder (CTB Output)	26

MAIN SCREEN-ACE MF NXT

User can click on

AMCs, Scheme, Category Module to know further

User can create Customized template in **Screener**

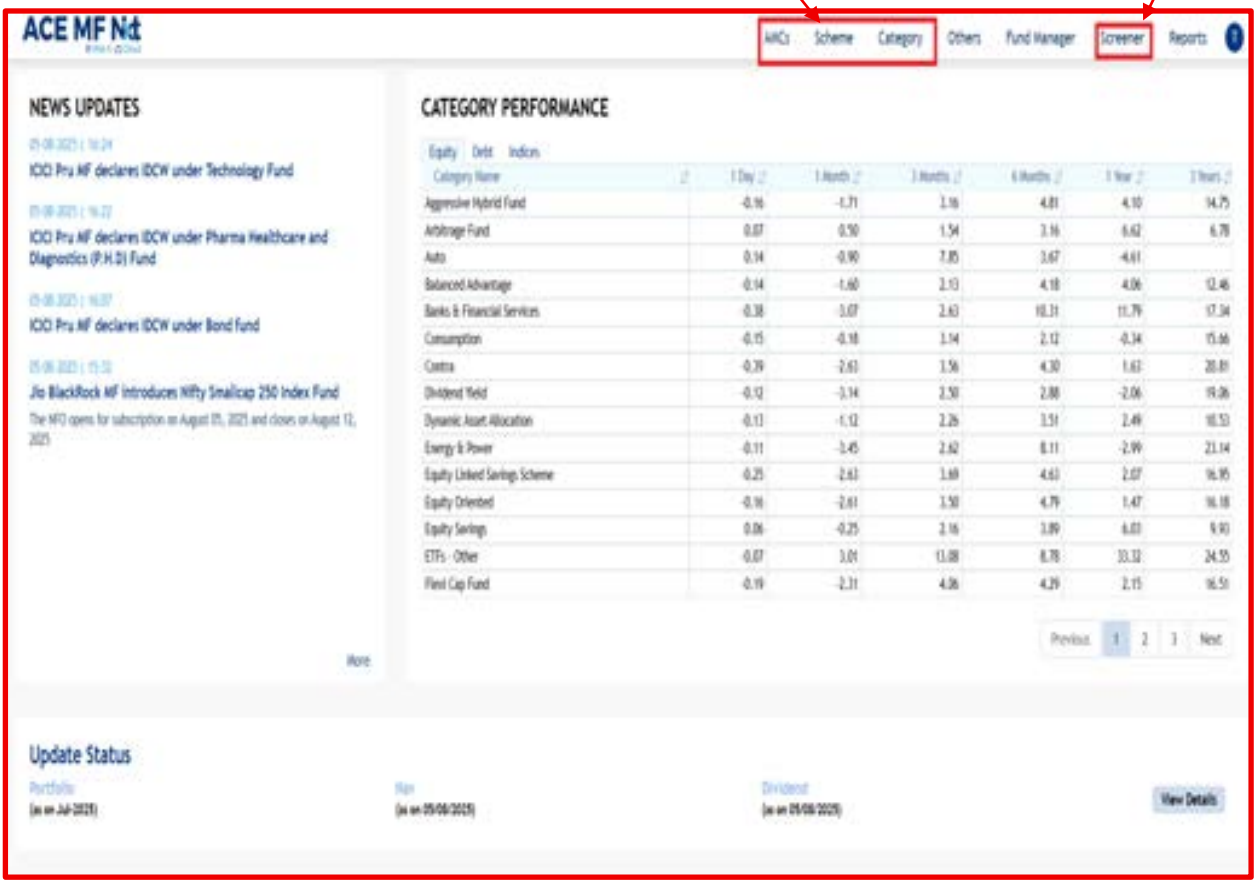

1.**AMC** -Data displayed at AMC wise like Detailed portfolio, asset allocation, Stock/issuer allocation, Sector allocation, MCAP allocation, AUM etc.

2.**Scheme**-Data displayed Scheme wise like portfolio, asset allocation, Stock/issuer allocation, Sector allocation, MCAP allocation, AUM, Common stocks, NAV data, Returns, Ratios etc.

3.**Category**-Data displayed category wise like asset allocation, stock/issuer allocation, Sector allocation, MCAP allocation etc.

4.**Others**-Other data like AMFI/SEBI, Benchmark, NFO details etc.

5.**Fund Manager**-Fund manager wise Performance, history, Returns.

6.**Screener-** Customize template creation with criteria

SCHEME MODULE

Scheme Module contains scheme portfolio data, asset allocation, MCAP allocation, AUM, scheme NAVs, Returns, Ratios, dividend data, calculator etc.

User can select desired scheme from here to get into scheme selection page

SCHEME SELECTION PAGE

User can select Schemes by **AMCs, Asset & Category, by other selections**

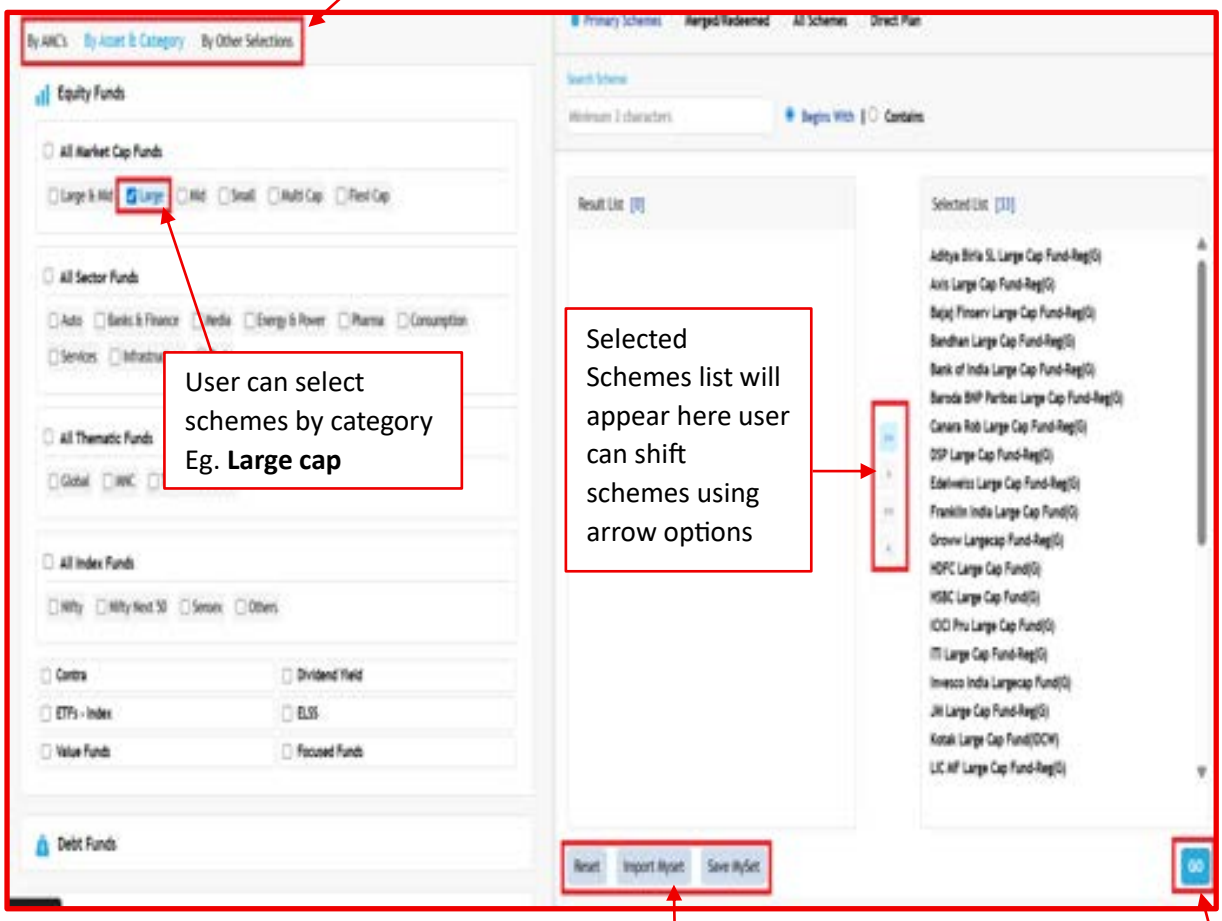

User can select schemes by category Eg. **Large cap**

Selected Schemes list will appear here user can shift schemes using arrow options

Reset-Clears selected list schemes.

Import Myset-User can Import set using AMFI, ISIN code etc.

Save Myset-User can Create set of schemes and save in system

Click on **Go** to get data

SCHEME MODULE(Portfolio)

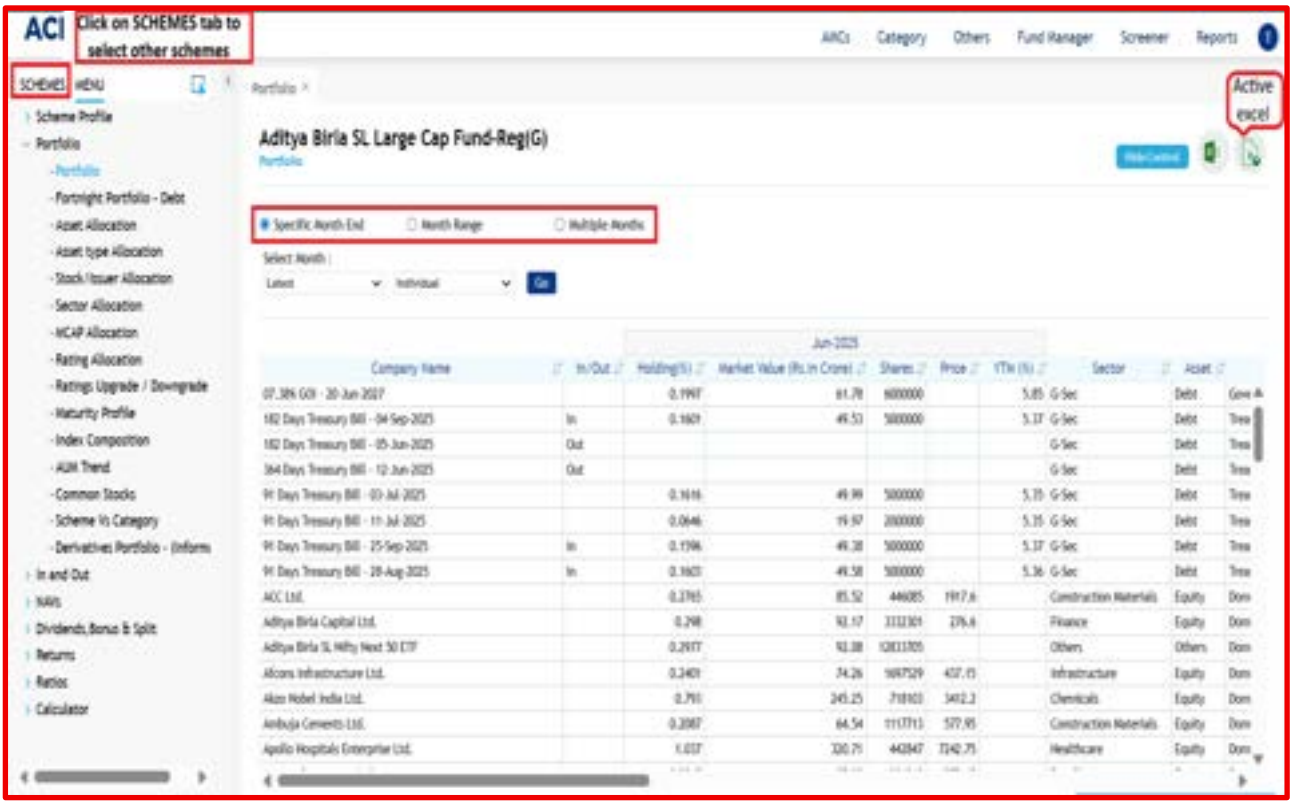

1. User can select the selected list of schemes.
2. User can view other data screen just by clicking on it.
3. User can select **specific month end** e.g. 202506(June), **month range** e.g. From 202504 to 202506.
4. Can hide or show period options.
5. Export the data to excel.

SCHEME MODULE (Asset allocation)

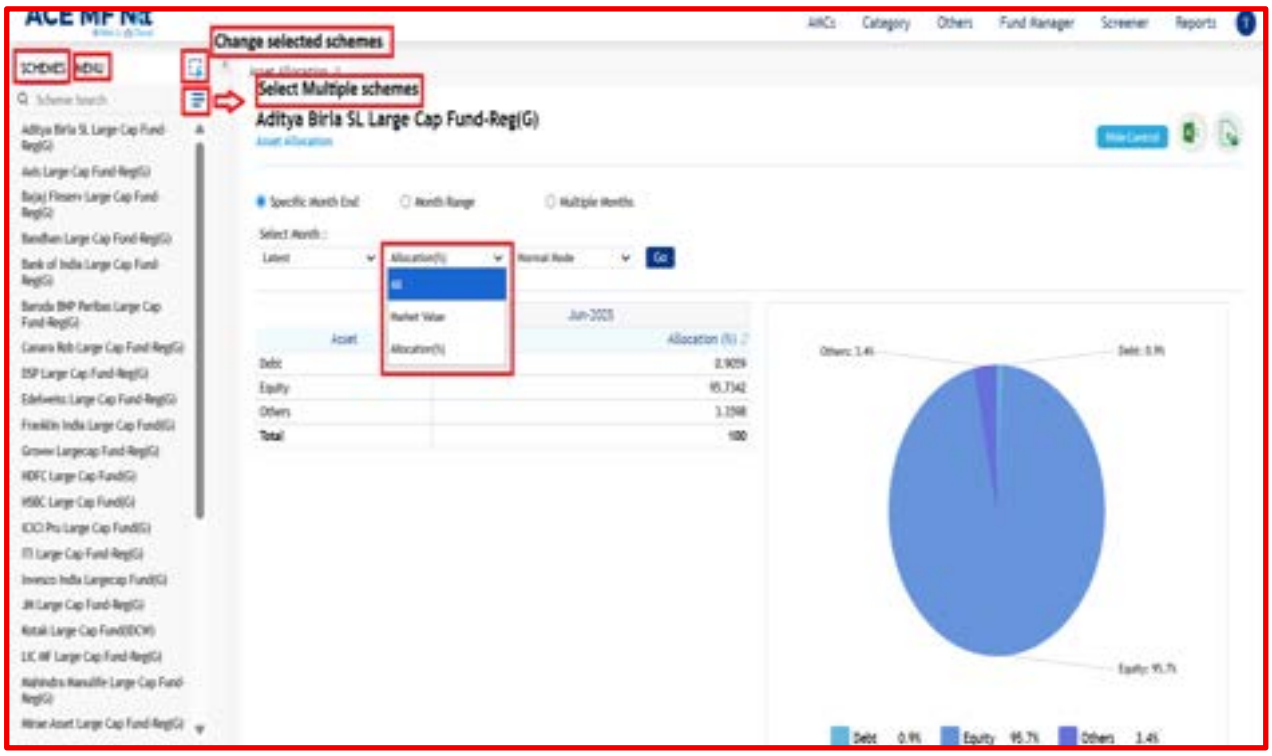

1. User can click on **schemes** options to view and select other schemes.

2.User can select multiple schemes.

3.User can change scheme selection.

4.User can change data in allocation (%), Market value or both.

5.User can change click on **Menu** to view other scheme module screens.

SCHEME MODULE (MCAP allocation)

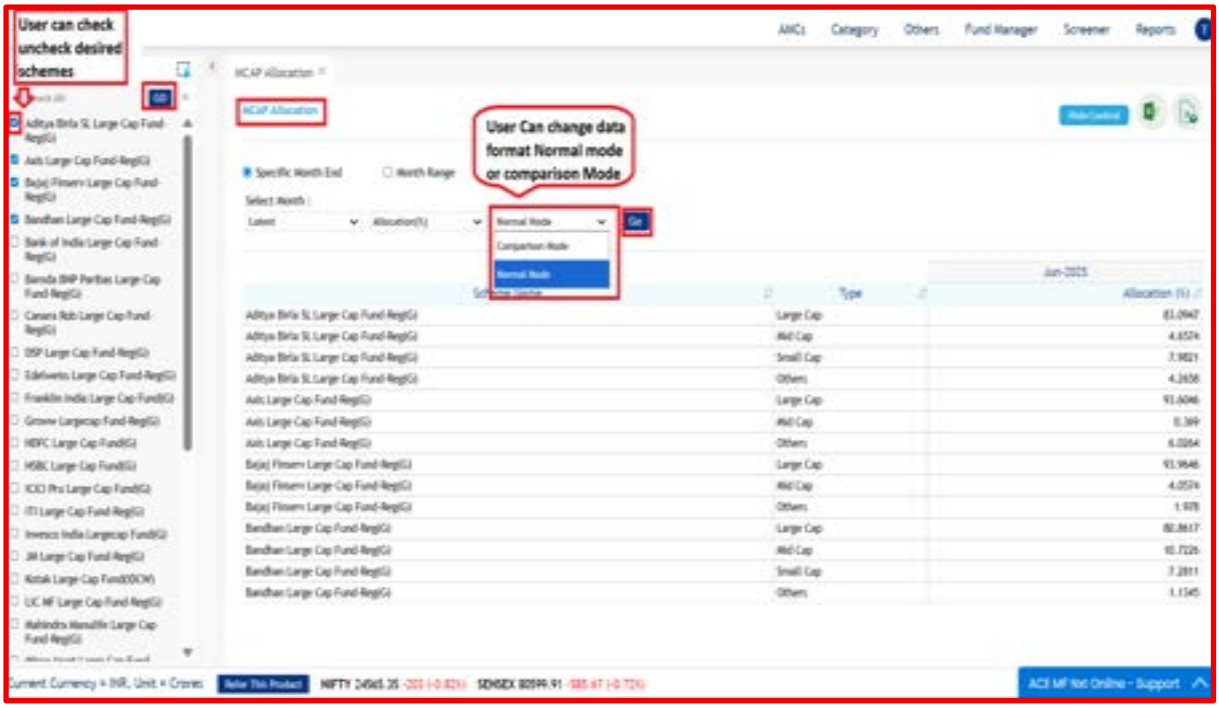

1.User can tick on check box to select desired schemes and click on go to select Multiple schemes.

2.User can change the data format **Normal** or **comparison mode** and click on go.

3.In **Normal mode** schemes are in row, whereas in **Comparison mode** schemes are in column.

MCAP allocation (Comparison Mode)

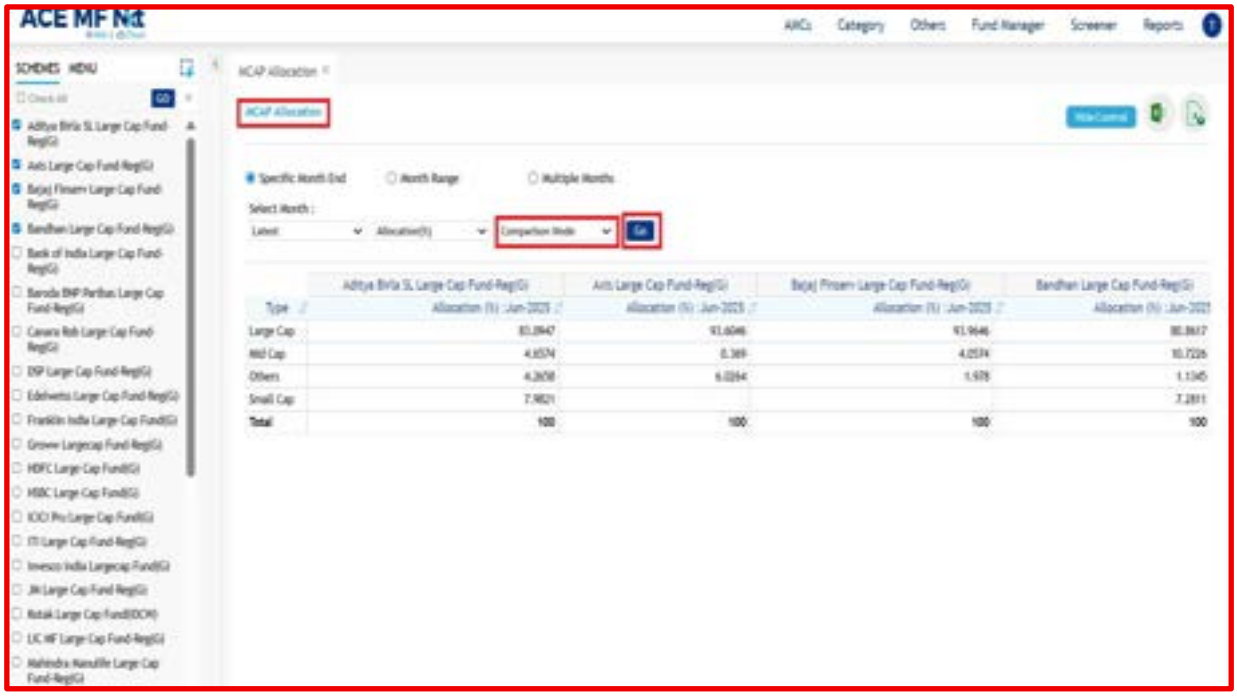

SCHEME MODULE (NAVS>>NAV data)

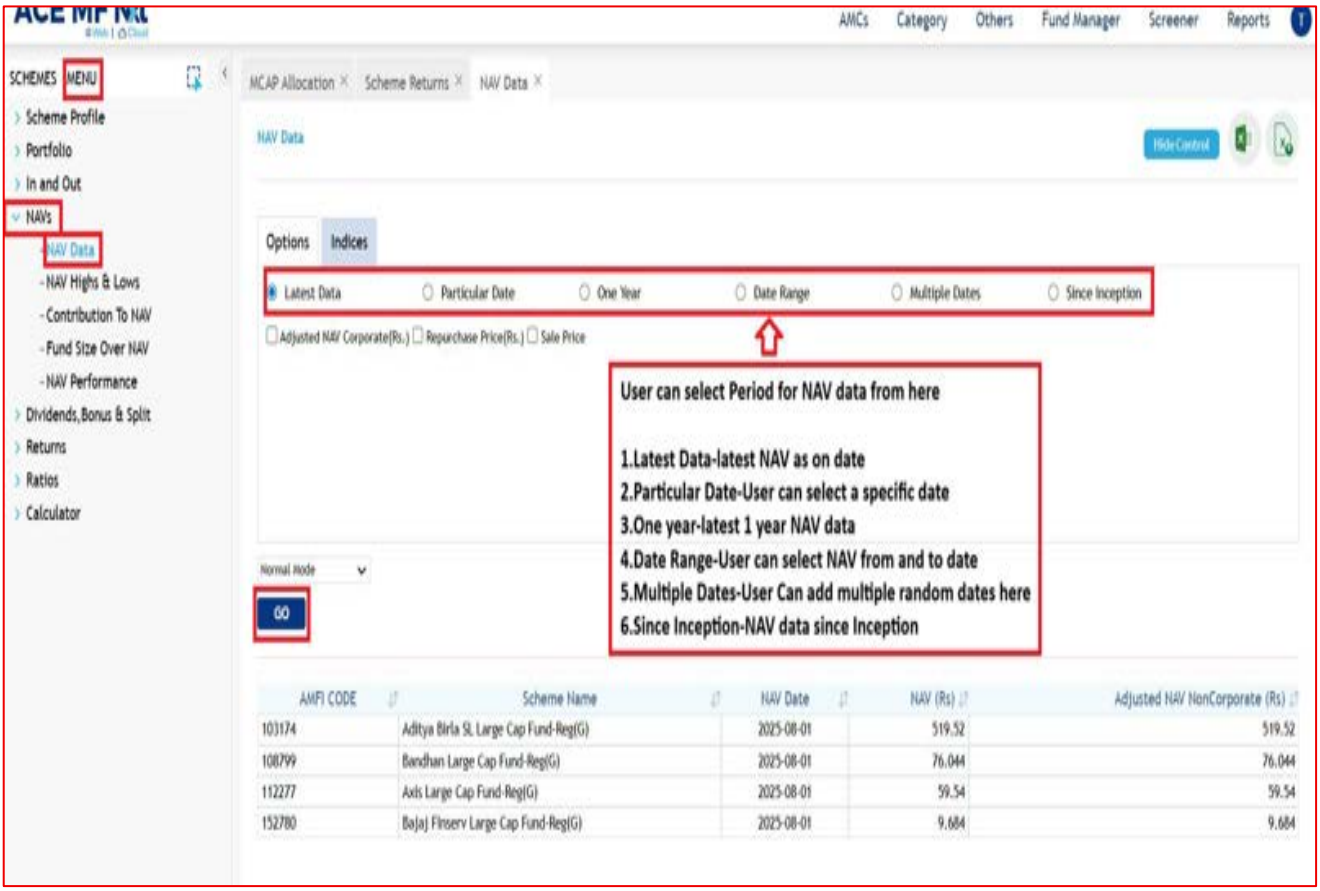

SCHEME MODULE (Scheme Returns)

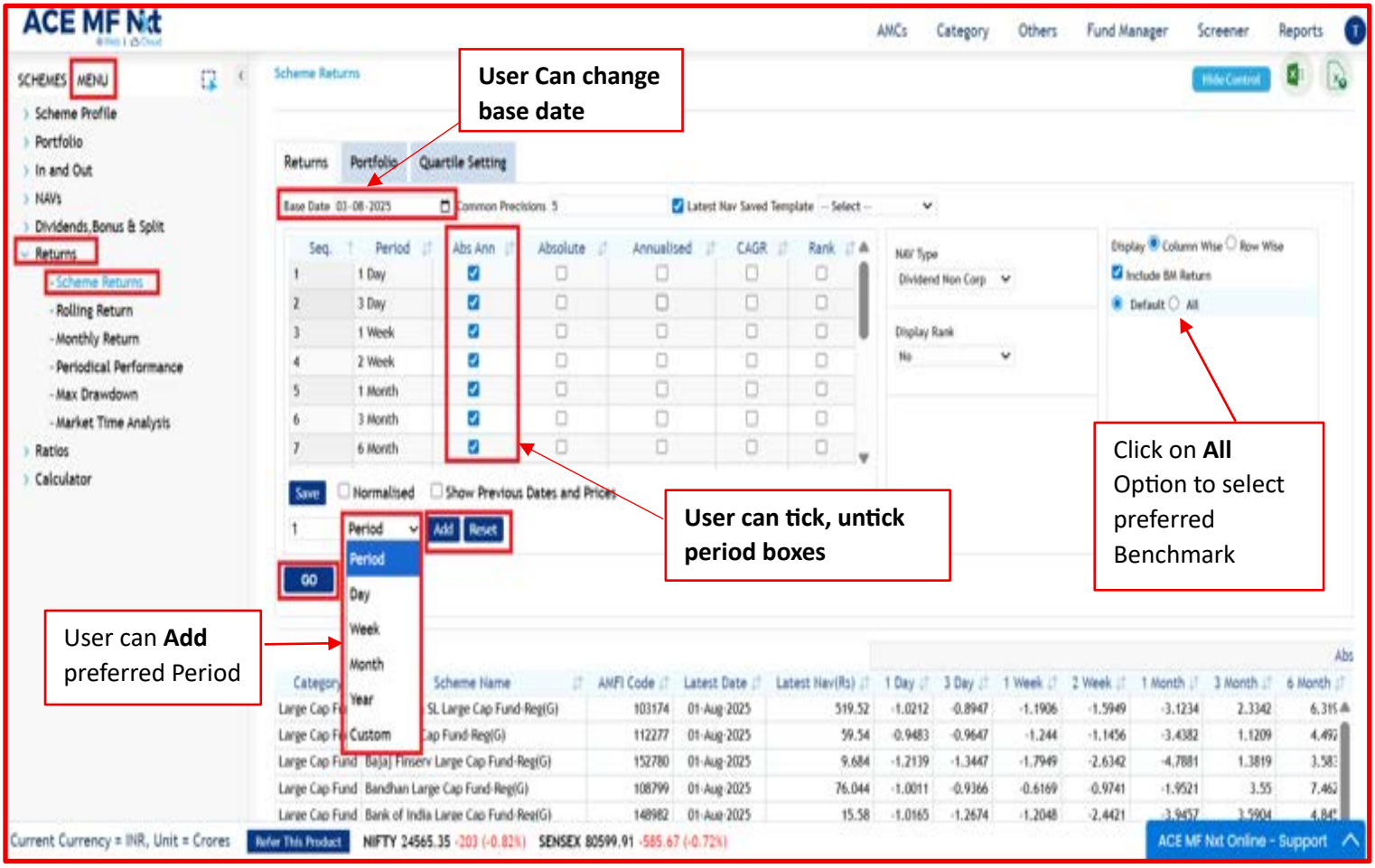

1.User can select point to point returns in **Scheme Returns** under **Returns.**

2.User can change **Base Date**.

3.User can check, uncheck on returns to select period.

4.User can also **Add** preferred period like 2-year, Custom range etc.

5.User can click on **Reset** to clear returns period.

6.Click on **Go** to get return data

SCHEME MODULE (Rolling Returns)

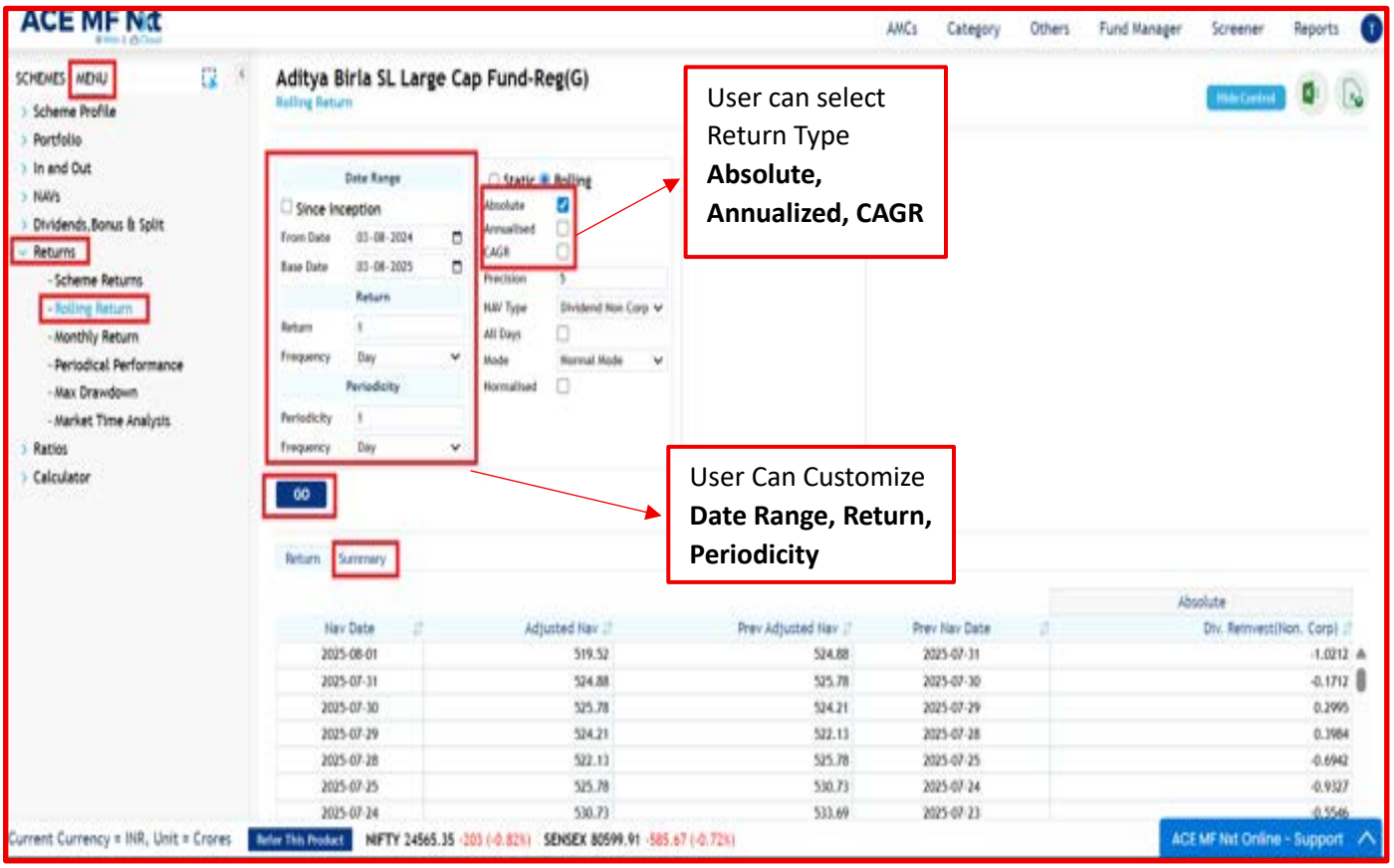

1.User can select **Rolling Returns** in **Returns>> Rolling Return.**

2.User can change **Date range-From Date to Base Date.**

3.User can change **Returns** ex.1 month,1 year,5 year etc.

4.User can change Rolling frequency in **Periodicity** like 1 day, 1 month etc.

5.User can check on boxes to select Return type **Absolute, Annualised, CAGR.**

6.Click on **Go** to get Rolling Return data.

SCHEME MODULE (Rolling Returns>>Summary)

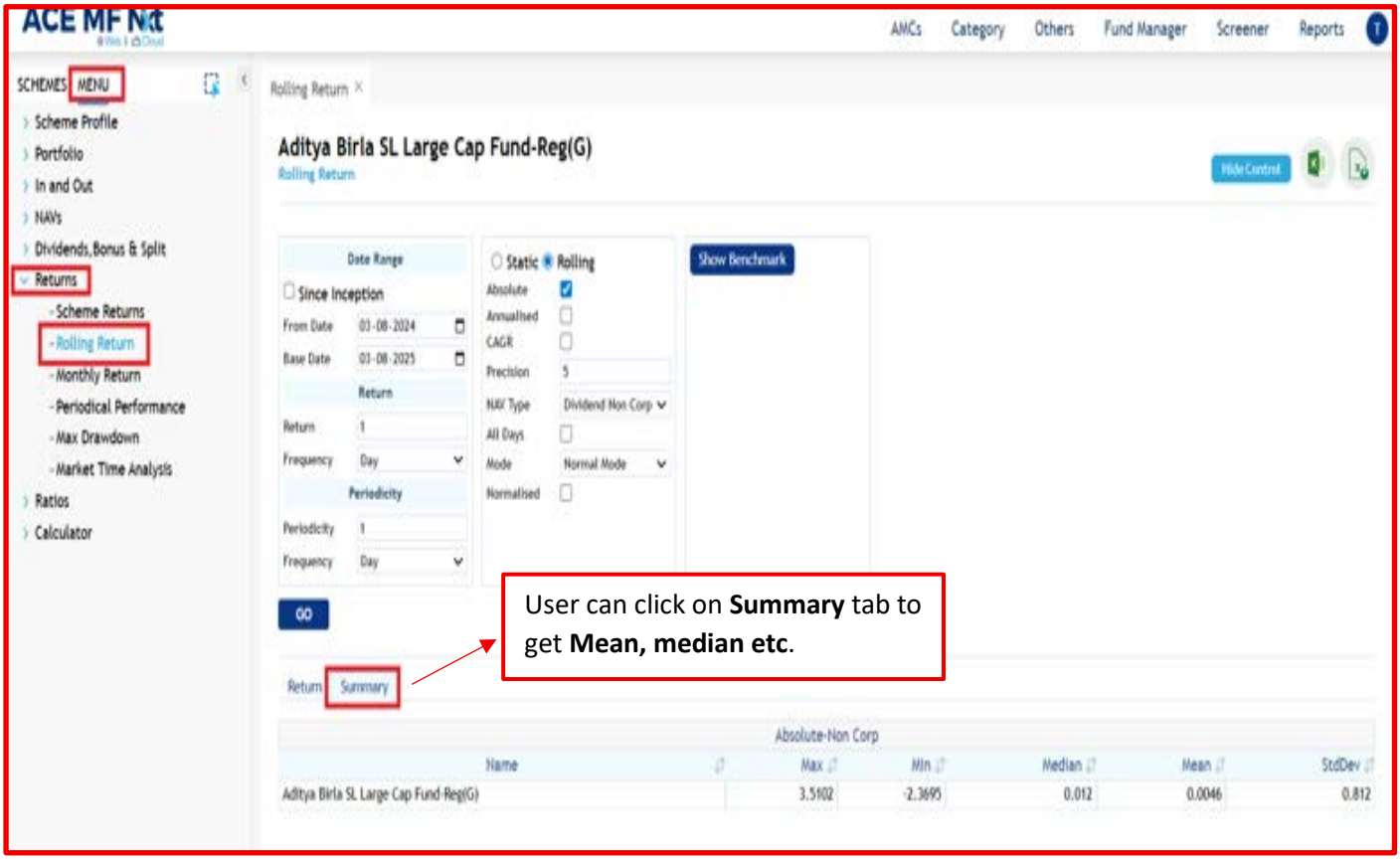

Scheme Module (Risk Ratios)

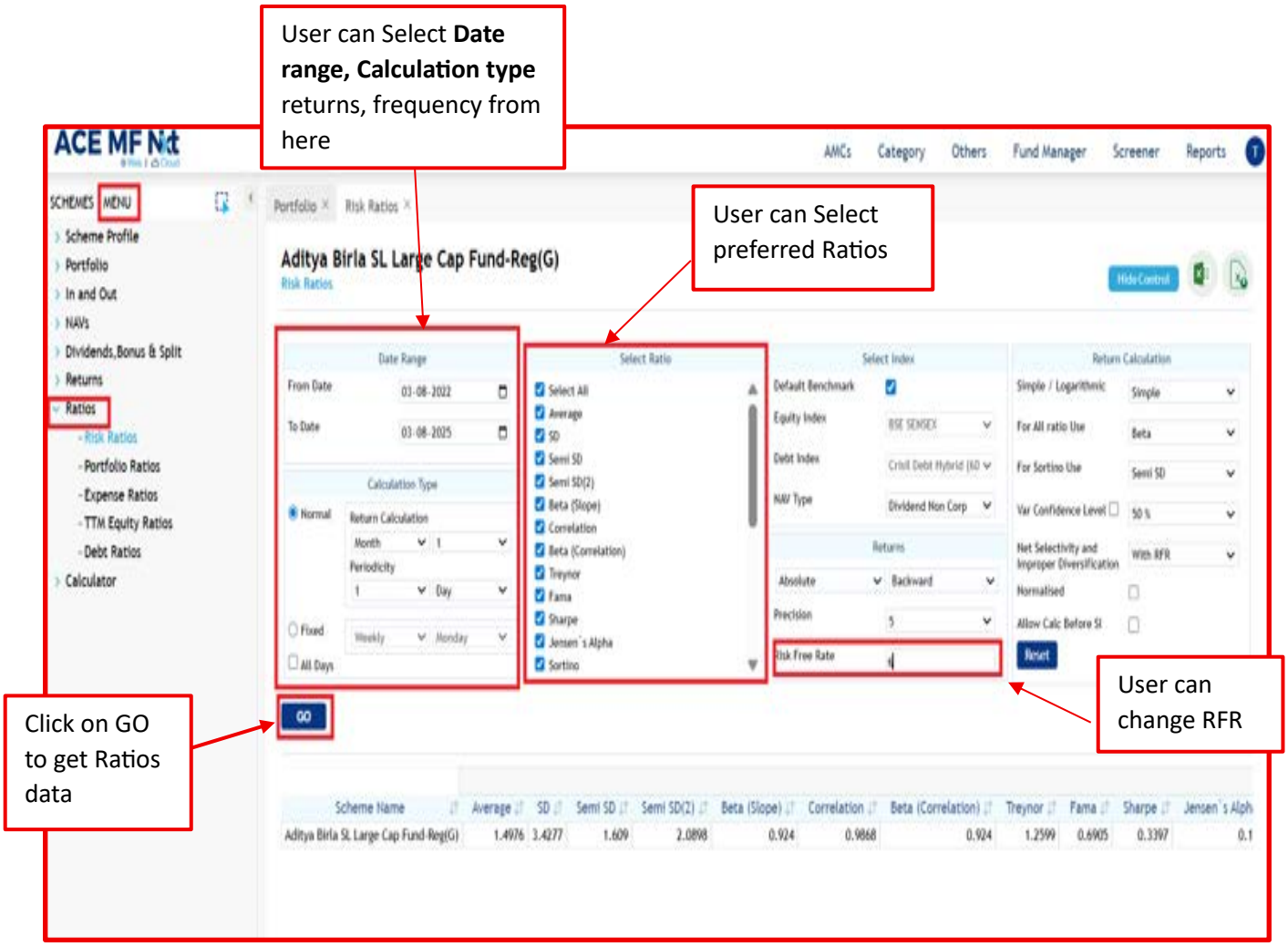

AMCs MODULE

AMC module contains AMC wise data like portfolio, asset allocation, MCAP allocation, AUM etc.

User can click on required screen to get data

Click on **AMC tab** to select AMC

User can select required screen to get AMC wise data **Eg.Portfolio**

Export to excel

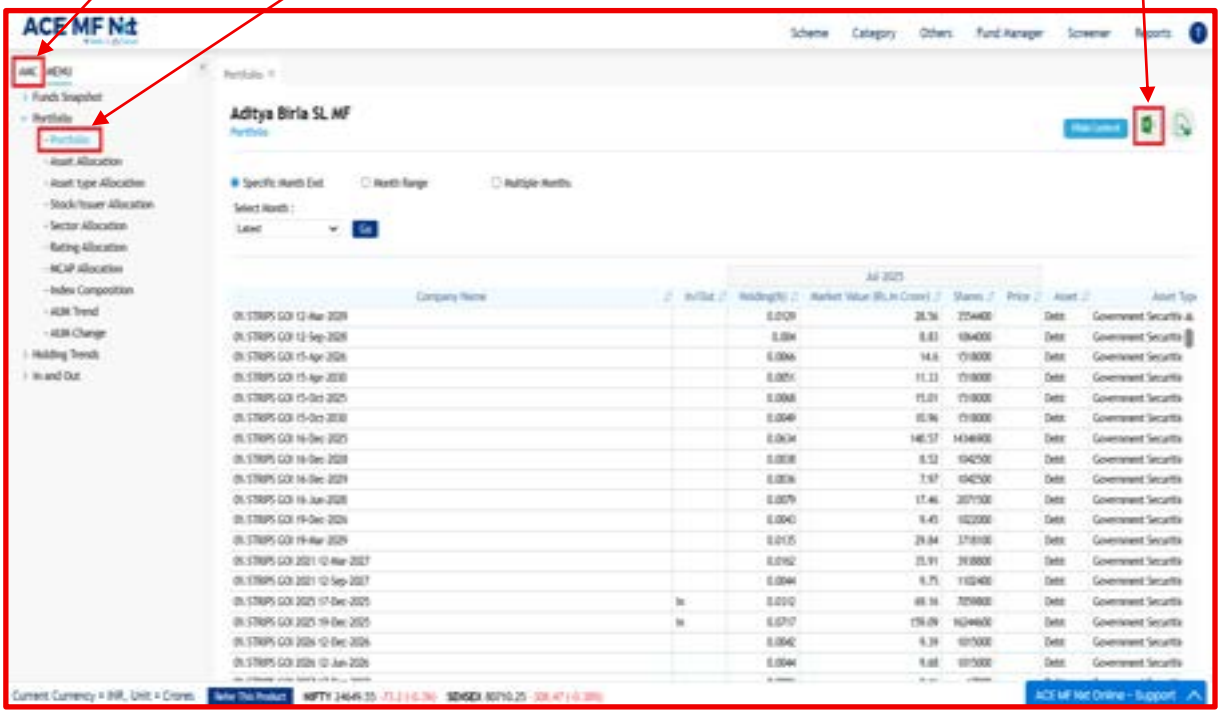

CATEGORY MODULE

Category module has data at aggregate level of selected category along with its funds.

User can compare category average and schemes

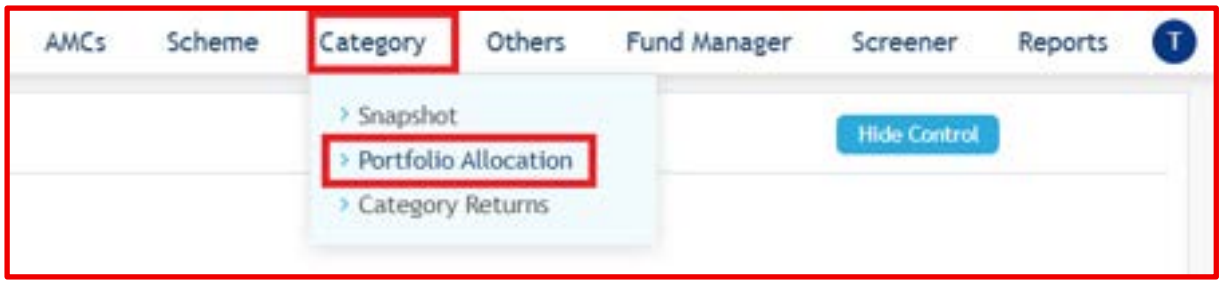

User can select required Screen

Click on Dropdown to select **Category**

Export to excel

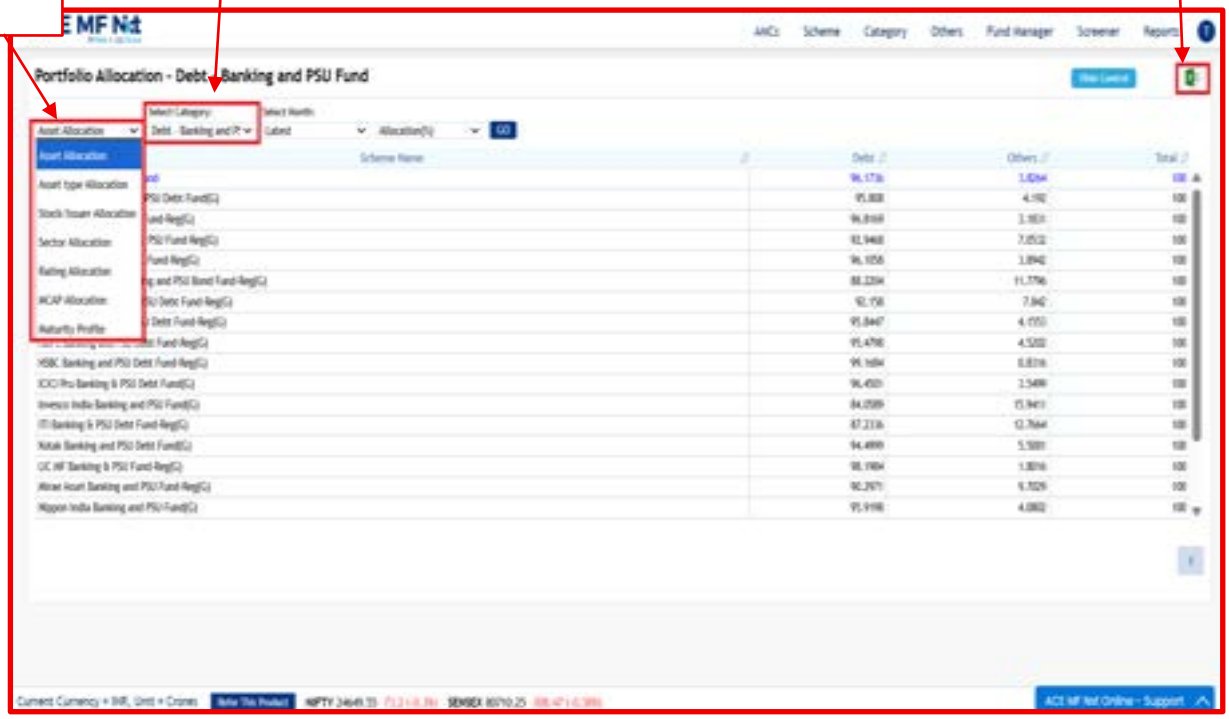

SCREENER MODULE

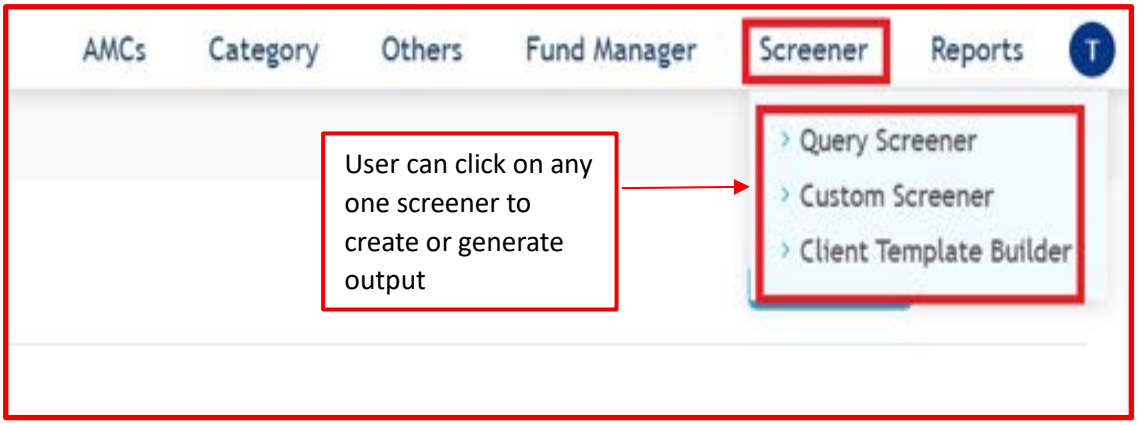

Screener Module is used to generate output with various parameters from different tables at one go. Templates can be saved in system and output can be generated later.

It Includes:

1.**Query Screener**: User can create & generate customized template with criteria.

2.**Custom Screener**: User can generate pre-defined query output.

3.**Client Template builder**: User can create template and generate template using a specific format.

QUERY SCREENER (Home page)

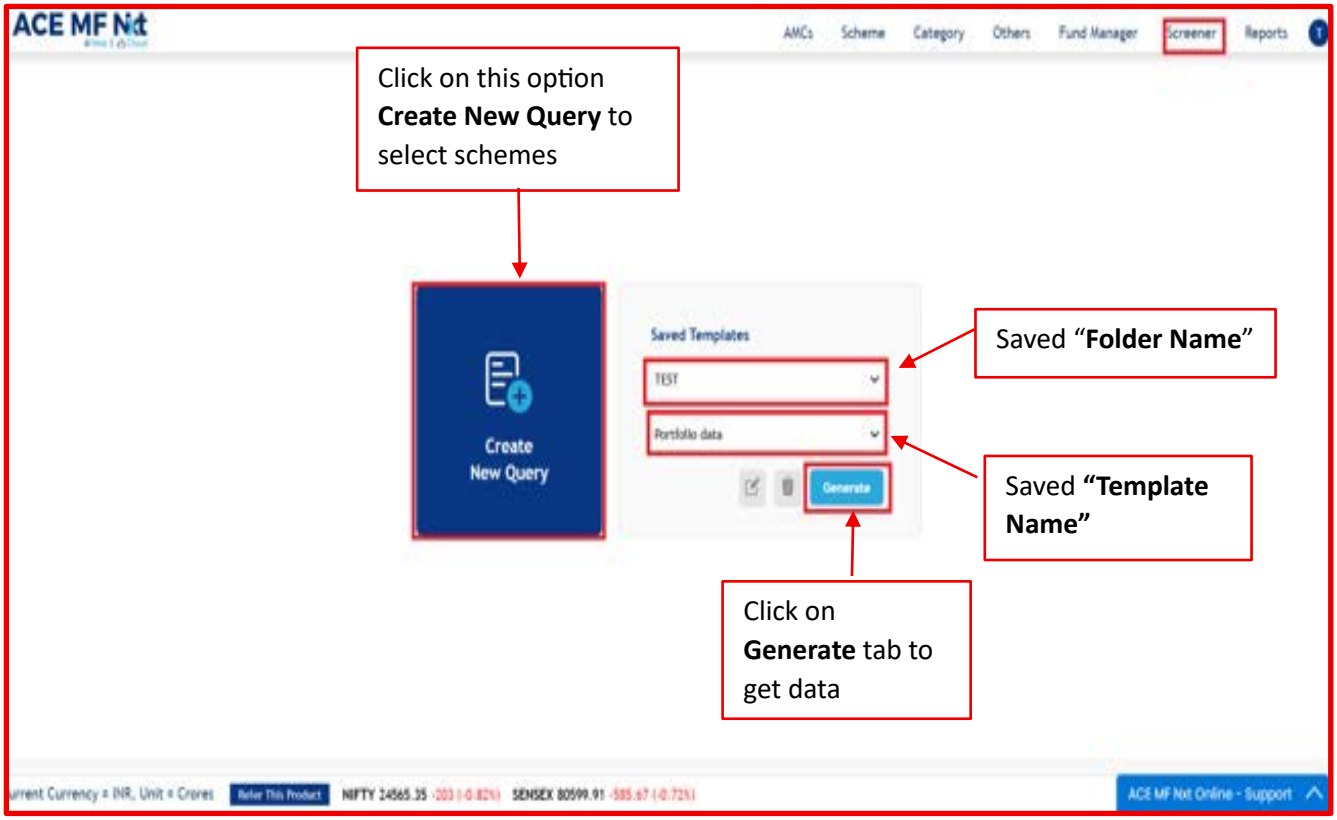

QUERY SCREENER (Scheme Selection)

User can select Schemes by **AMCs, Asset & Category, by other selections, All scheme selection**

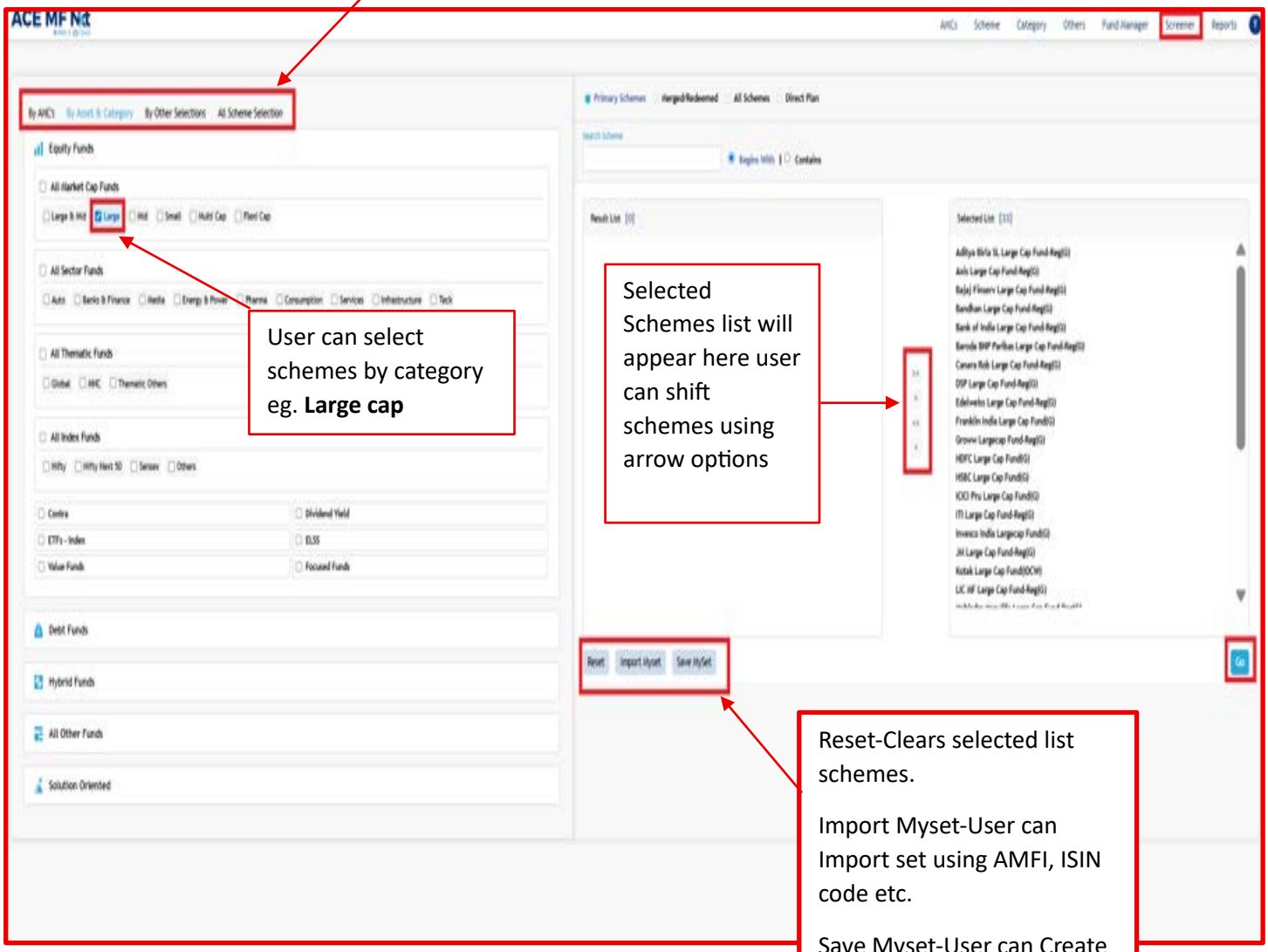

User can select schemes by category eg. **Large cap**

Selected Schemes list will appear here user can shift schemes using arrow options

Reset-Clears selected list schemes.

Import Myset-User can Import set using AMFI, ISIN code etc.

Save Myset-User can Create set of schemes and save in system

QUERY SCREENER (Expression Builder)

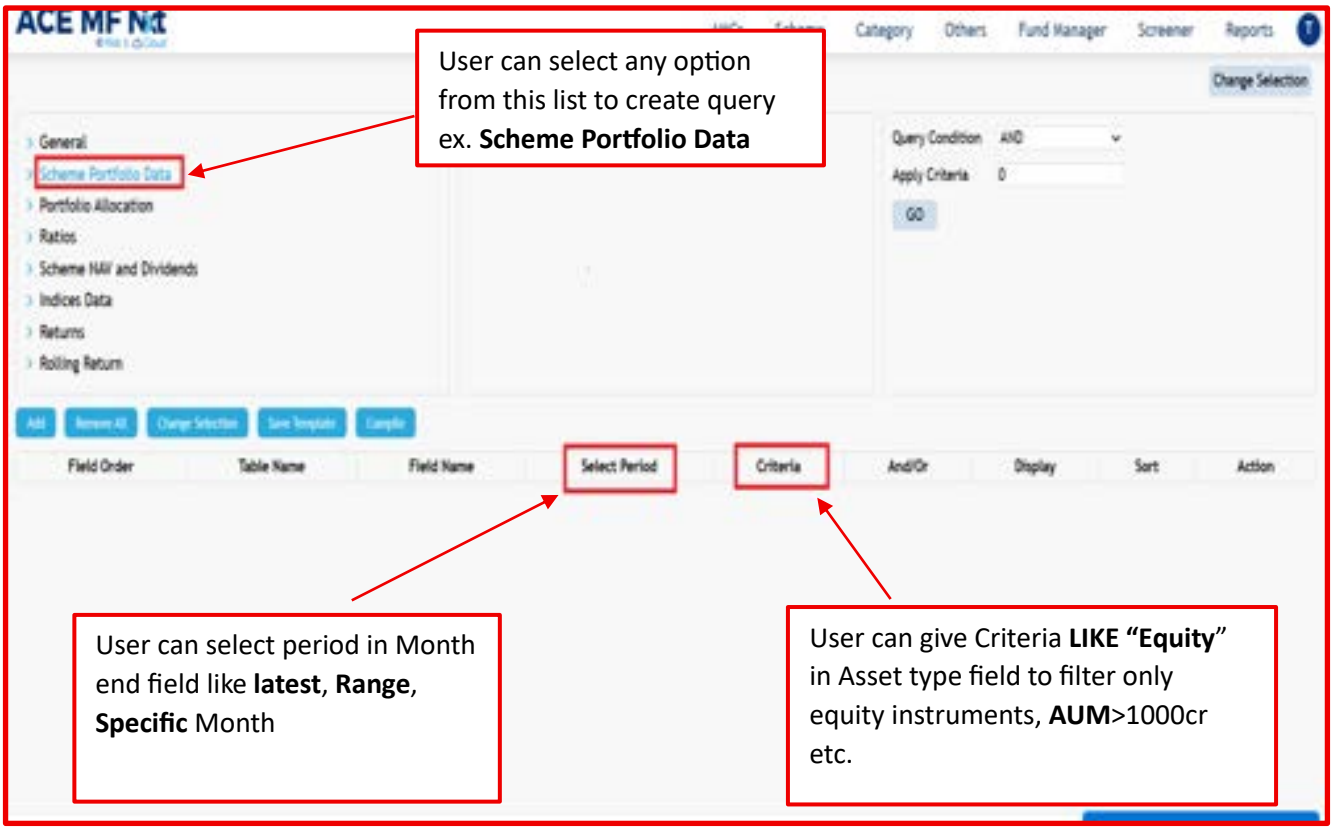

QUERY SCREENER (EXPRESSION BUILDER)-2

User can select any options from the list

E.g. **Portfolio data>>Scheme Portfolio Data**

Click on required field check box then click on **Add**

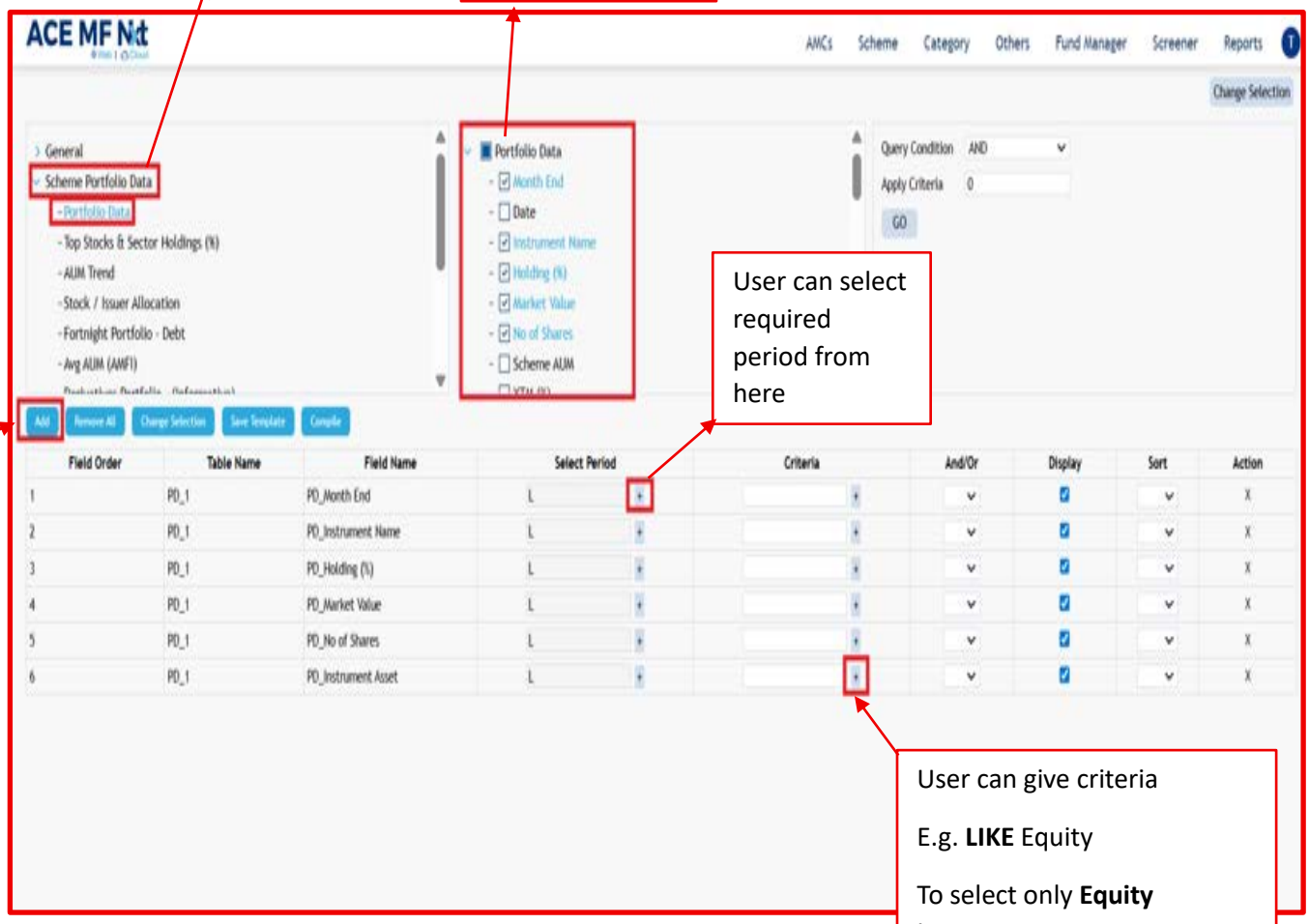

Add required field

User can select required period from here

User can give criteria

E.g. **LIKE** Equity

To select only **Equity** Instruments

QUERY SCREENER (Period Selection)

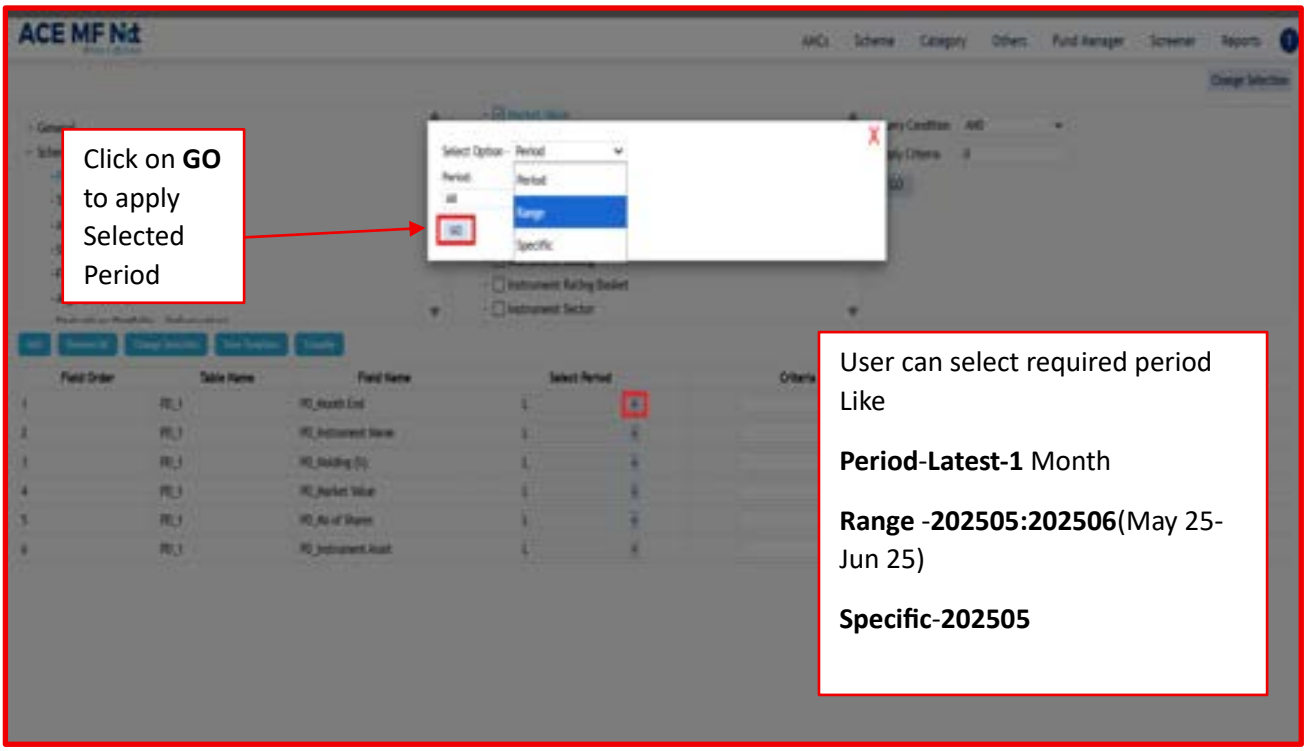

QUERY SCREENER(Criteria)

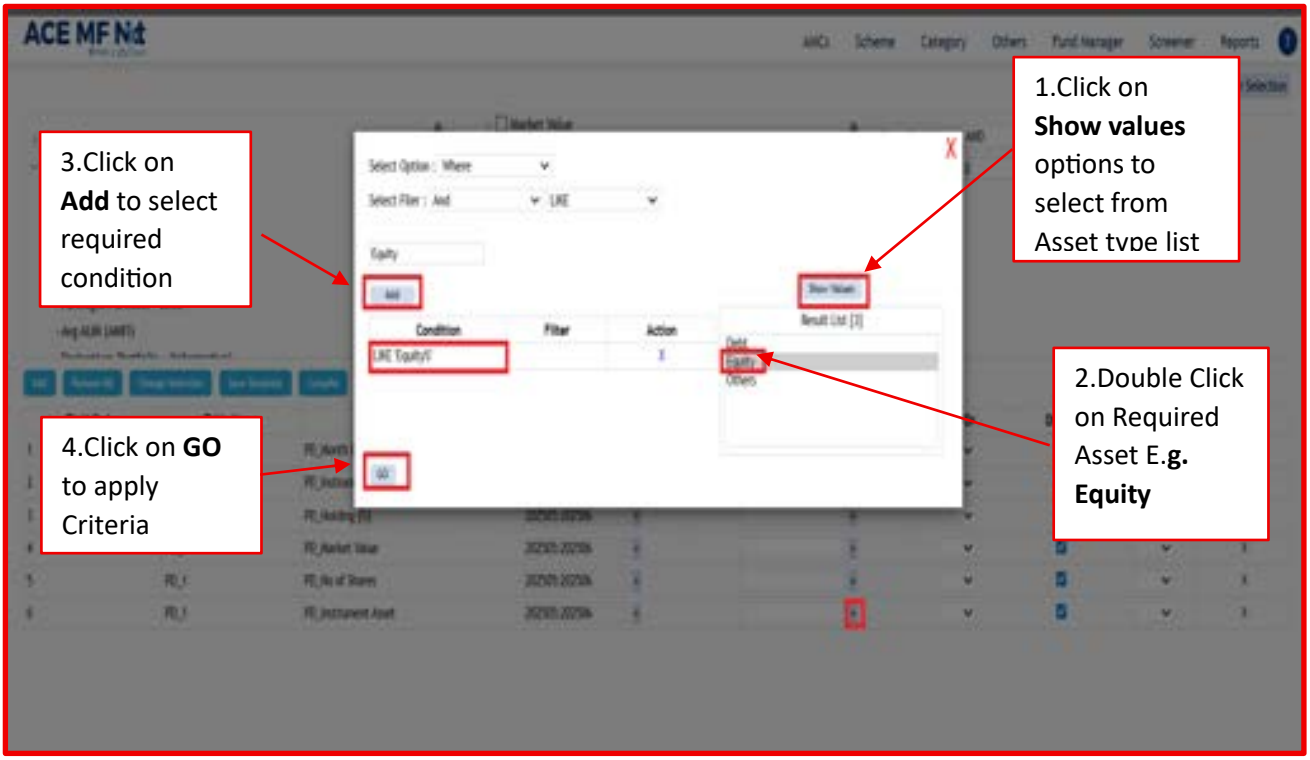

QUERY SCREENER(Compiling)

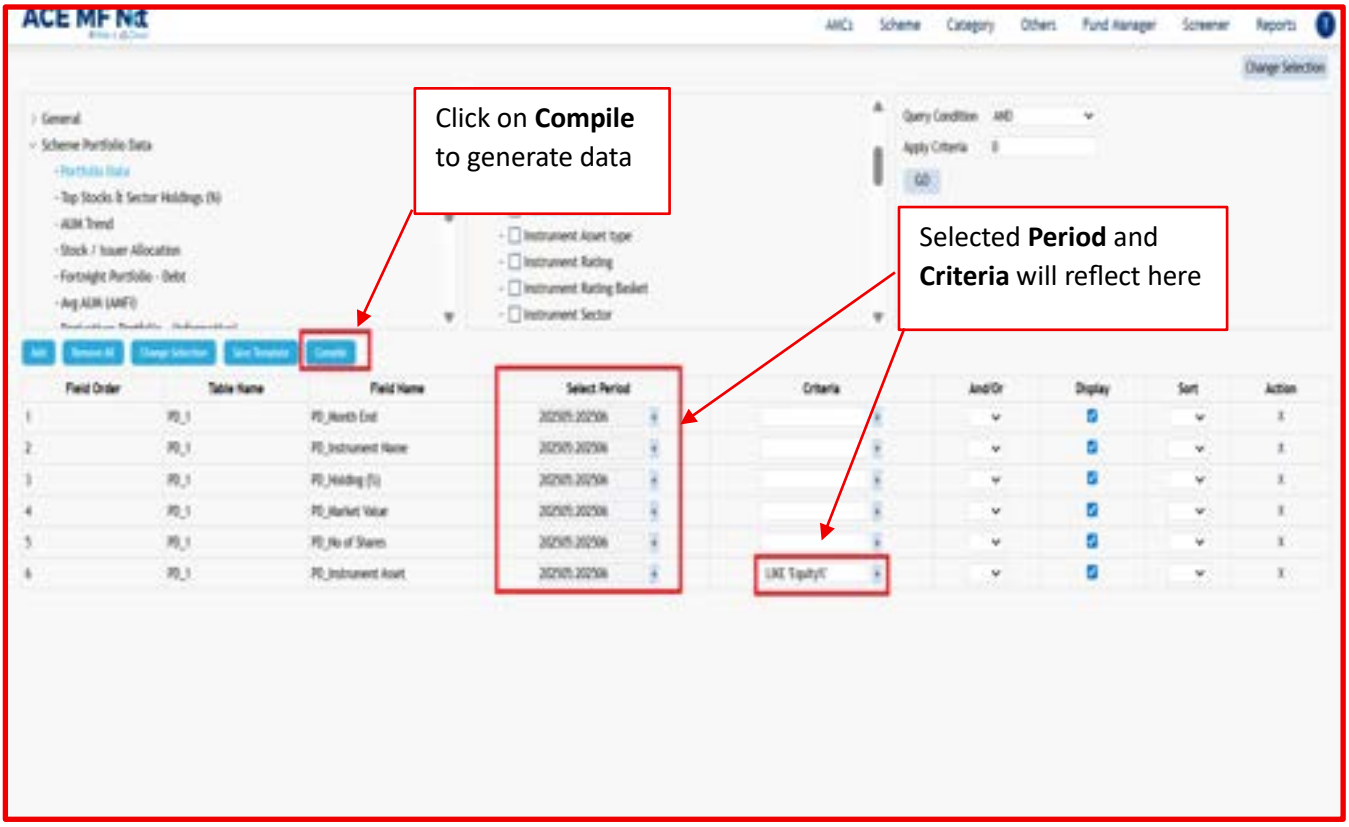

QUERY SCREENER OUTPUT

User can Add, change, remove, schemes

User can **Save template** and regenerate it later

User can Add, remove parameters and regenerate the output

Export to excel

ACE MF Nxt

AMCs Scheme Category Others Fund Manager Screener Reports

Change Expression | Change Selection | Save Template

Selected : 33 Matching : 33 UnMatching : 0 TotalRecords : 1781

Scheme Code	Scheme Name	PD_Month End	PD_Instrument Name	PD_Holding (%)	PD_Market Value	PD_No of Shares	PD_Instrument Asset
447	Aditya Birla SL Large Cap Fund-Reg(G)	202506	Aditya Birla SL Nifty Next 50 ETF	0.2977	92.0818	12833705	Others
447	Aditya Birla SL Large Cap Fund-Reg(G)	202506	Bajaj Finance Ltd.	1.7943	554.9231	5925500	Equity
447	Aditya Birla SL Large Cap Fund-Reg(G)	202506	Bharat Electronics Ltd.	0.3731	115.3856	2737500	Equity
447	Aditya Birla SL Large Cap Fund-Reg(G)	202506	Cipla Ltd.	1.4395	445.1861	2956279	Equity
447	Aditya Birla SL Large Cap Fund-Reg(G)	202506	Dabur India Ltd.	0.7306	225.9414	4656185	Equity
447	Aditya Birla SL Large Cap Fund-Reg(G)	202506	State Bank Of India	2.0902	646.447	7880136	Equity
447	Aditya Birla SL Large Cap Fund-Reg(G)	202506	Titan Company Ltd.	1.2262	379.2419	1027700	Equity
447	Aditya Birla SL Large Cap Fund-Reg(G)	202506	HDFC Bank Ltd.	8.2124	2539.8739	12689852	Equity
447	Aditya Birla SL Large Cap Fund-Reg(G)	202506	Infosys Ltd.	5.1967	1607.1921	10033663	Equity
447	Aditya Birla SL Large Cap Fund-Reg(G)	202506	Whirlpool Of India Ltd.	0.6996	216.3694	1543952	Equity
447	Aditya Birla SL Large Cap Fund-Reg(G)	202506	Kotak Mahindra Bank Ltd.	3.2001	989.7231	4574639	Equity
447	Aditya Birla SL Large Cap Fund-Reg(G)	202506	Vedanta Ltd.	0.5134	158.7684	3445122	Equity
447	Aditya Birla SL Large Cap Fund-Reg(G)	202506	Oil & Natural Gas Corporation Ltd.	0.2621	81.0526	3318971	Equity
447	Aditya Birla SL Large Cap Fund-Reg(G)	202506	Reliance Industries Ltd.	5.2341	1618.7738	10787510	Equity
447	Aditya Birla SL Large Cap Fund-Reg(G)	202506	ACC Ltd.	0.2765	85.5234	446085	Equity
447	Aditya Birla SL Large Cap Fund-Reg(G)	202506	Ambuja Cements Ltd.	0.2087	64.5423	1117713	Equity
447	Aditya Birla SL Large Cap Fund-Reg(G)	202506	Hindalco Industries Ltd.	1.1279	348.834	5034769	Equity
447	Aditya Birla SL Large Cap Fund-Reg(G)	202506	Cummins India Ltd.	0.4191	129.6086	381269	Equity
447	Aditya Birla SL Large Cap Fund-Reg(G)	202506	Larsen & Toubro Ltd.	4.3645	1349.8313	3678215	Equity
447	Aditya Birla SL Large Cap Fund-Reg(G)	202506	Mahindra & Mahindra Ltd.	2.7796	859.6696	2700646	Equity
447	Aditya Birla SL Large Cap Fund-Reg(G)	202506	Bharat Petroleum Corporation Ltd.	0.8982	277.7757	8367999	Equity
447	Aditya Birla SL Large Cap Fund-Reg(G)	202506	Siemens Ltd.	0.2648	81.8819	251828	Equity
447	Aditya Birla SL Large Cap Fund-Reg(G)	202506	Tata Motors Ltd.	0.4215	130.3447	1894545	Equity
447	Aditya Birla SL Large Cap Fund-Reg(G)	202506	Sanofi India Ltd.	0.5175	160.0642	251219	Equity
447	Aditya Birla SL Large Cap Fund-Reg(G)	202506	Hindustan Unilever Ltd.	0.5104	157.8609	687967	Equity

QUERY SCREENER (Saving Template)

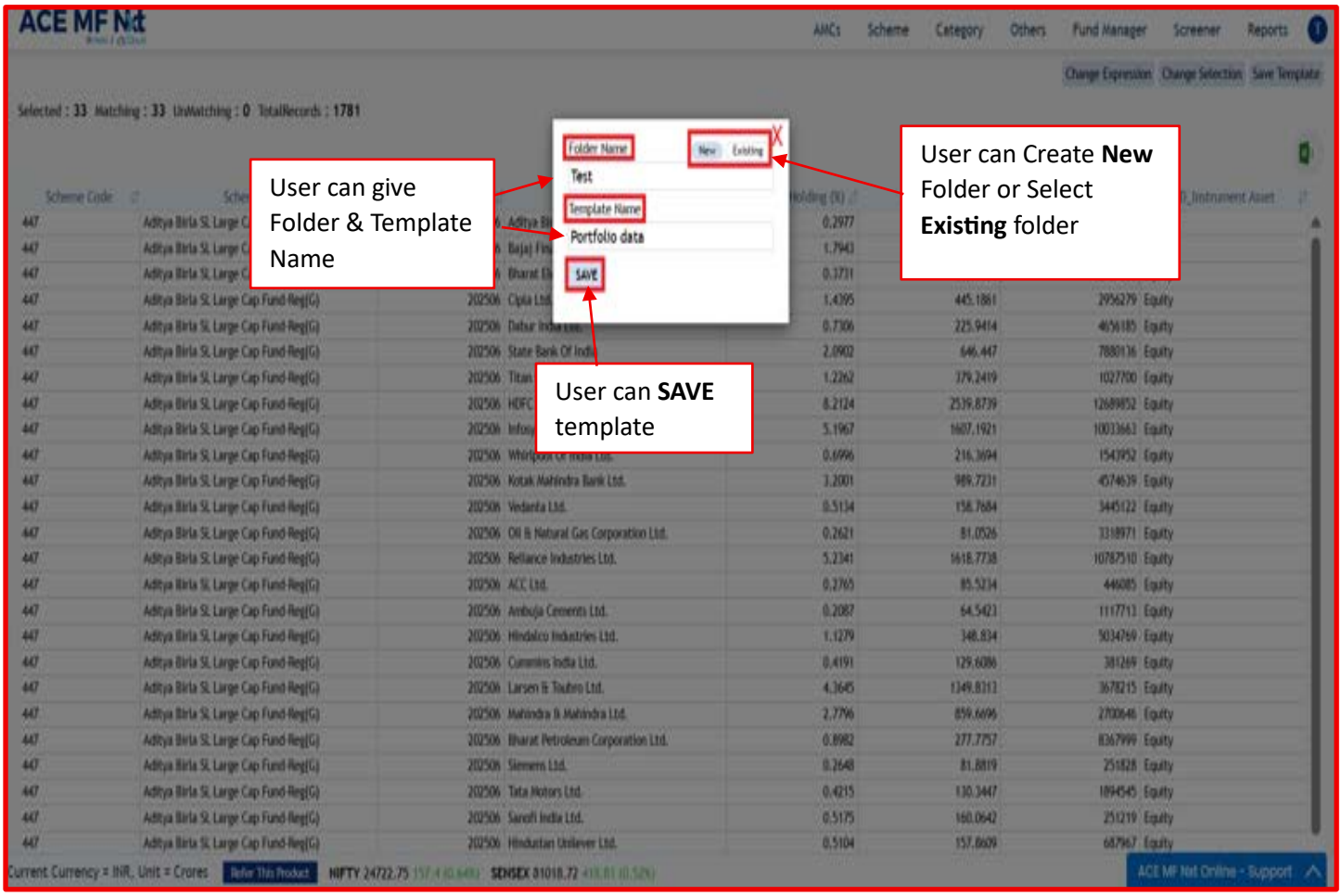

SCREENER (Client Template Builder)

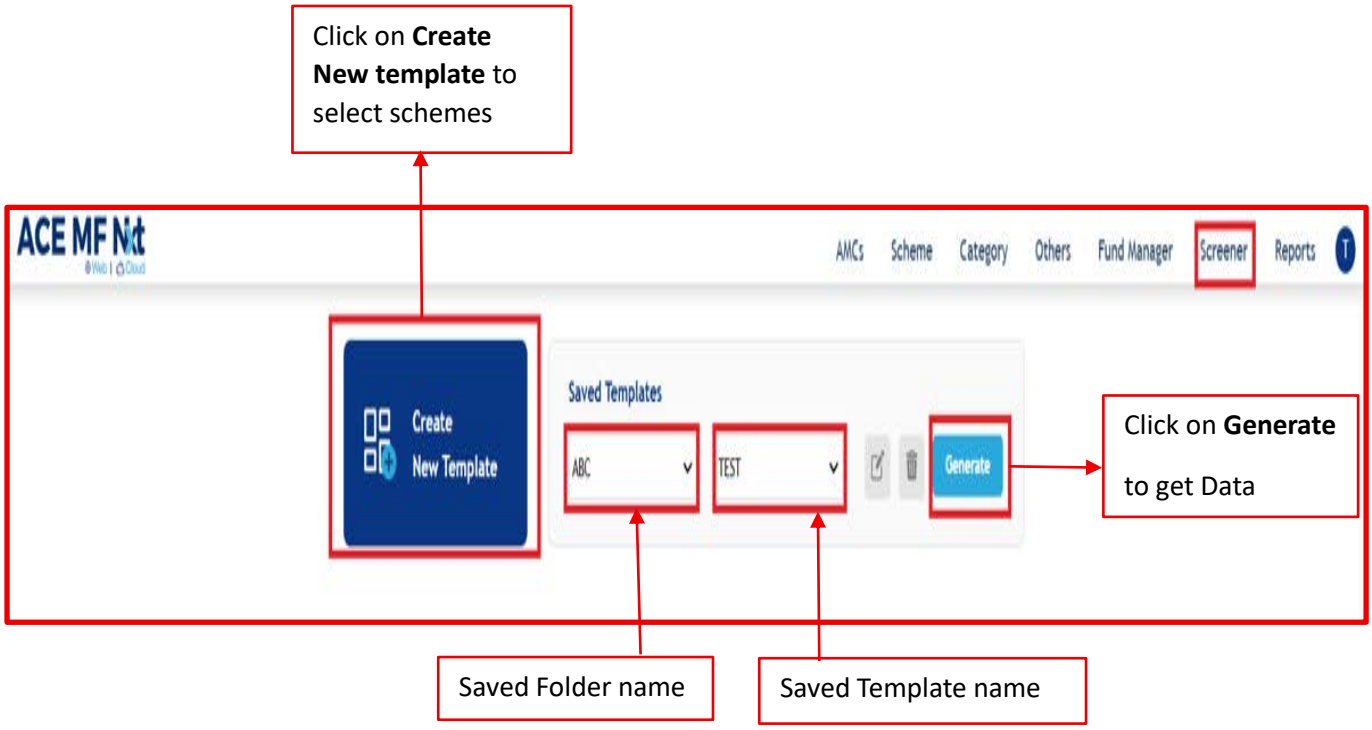

CLIENT TEMPALTE BUILDER (Scheme Selection)

User can select Schemes by **AMCs, Asset & Category, by other selections, All scheme selection**

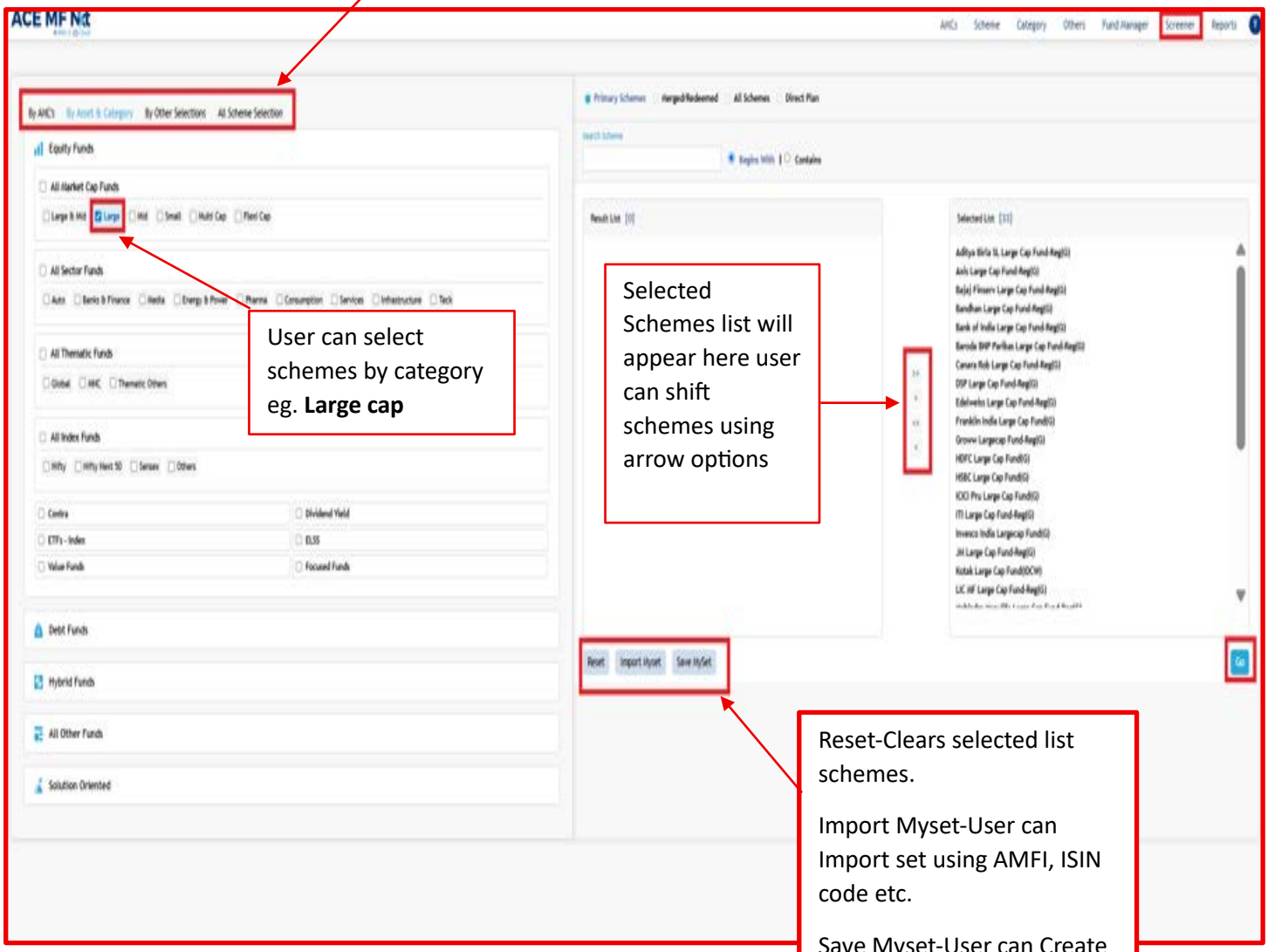

User can select schemes by category eg. **Large cap**

Selected Schemes list will appear here user can shift schemes using arrow options

Reset-Clears selected list schemes.

Import Myset-User can Import set using AMFI, ISIN code etc.

Save Myset-User can Create set of schemes and save in system

CLIENT TEMPLATE BUILDER (Expression builder)

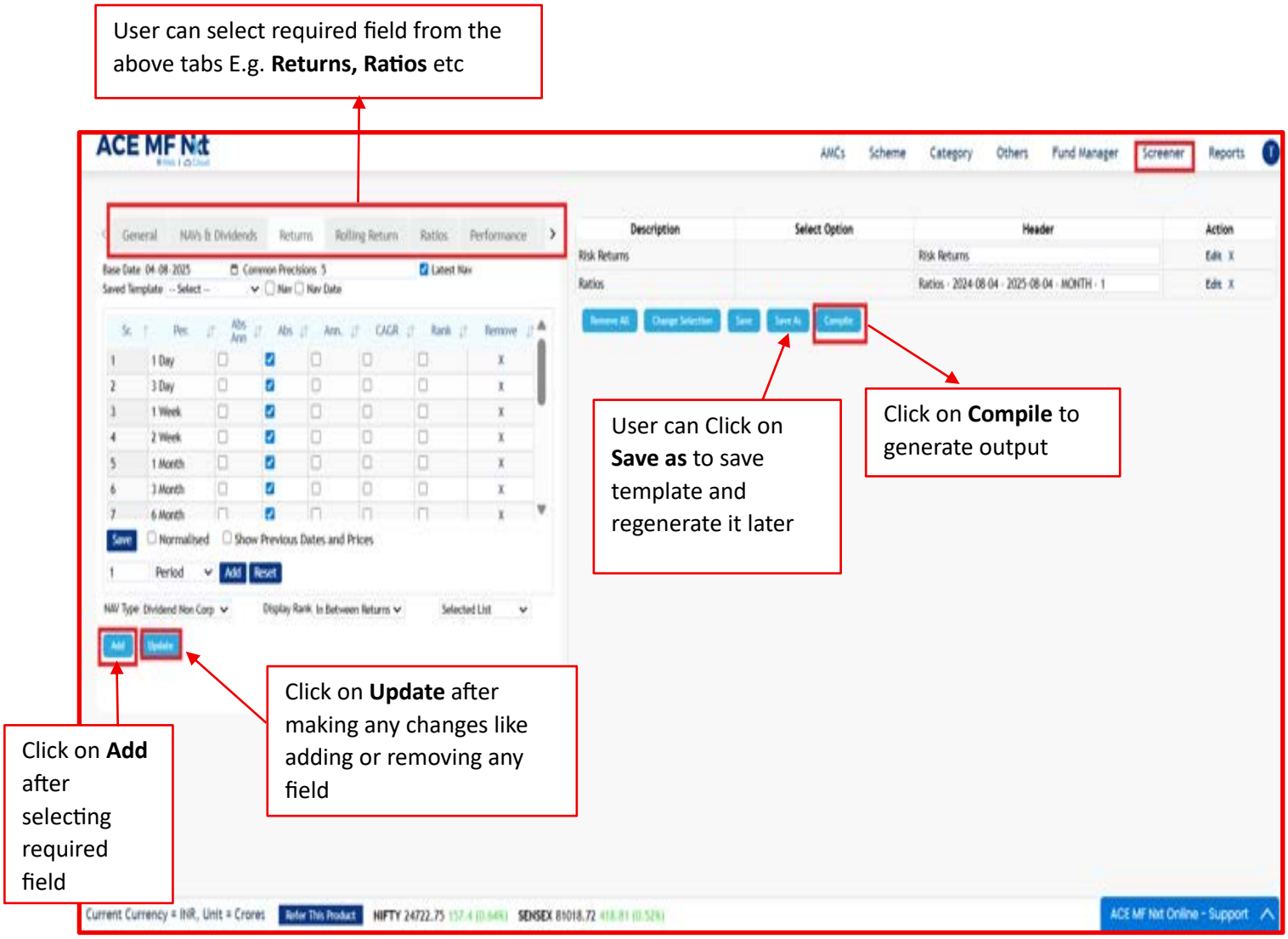

CLIENT TEMPLATE BUILDER (CTB-Output)

User can click on **Show Selection** to select more fields or parameters

Export to excel